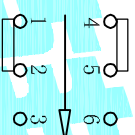

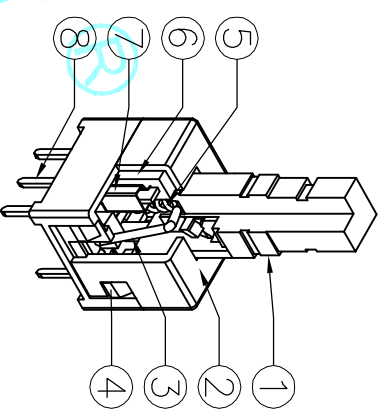


PCB Layout(Pattern Side)



Circuit Diagram



NOTE:

1. Operating Force: 240gf±80gf
2. Travel : 2.4±0.3mm

| NO. | Operating Type | Part No. |
|-----|-----------------------|--------------|
| 1 | Push To Lock | K8-8484F-L1W |
| 2 | Push No Lock | K8-8484F-N1W |
| 3 | Push No Sound No Lock | K8-8484F-NNW |

| ITEM | PART NAME | TER'NO. | QTY. | MATERIAL | FINISHING | REMARK |
|------|----------------|---------|------|-----------------|----------------|--------|
| ⑧ | Terminal | — | 6 | Brass strip | Plating silver | — |
| ⑦ | Contact | — | 2 | Phosphor bronze | Plating silver | — |
| ⑥ | Securing glue | — | 2 | PA66 | Black | — |
| ⑤ | Spring | — | 1 | SUS | Natural | — |
| ④ | Base | — | 1 | PBT | White | — |
| ③ | Crochet Needle | — | 1 | SUS | Natural | — |
| ② | Cover | — | 1 | POM | Black | — |
| ① | KNOB | — | 1 | POM | White | — |

| APPROVALS | DATE | TITLE: |
|-----------------|------------|---------------------|
| DRAWN J.X.Zhang | 2013/10/23 | ELECTRONICS CO.,LTD |
| CHECKED | | PUSHBUTTON SWITCHS |

| ECN NO. | REV. | DATE. | DESCRIPTION. | CHANGE. | CHECK. | APPRO. | TOLERANCES ARE | ANGLE | UNIT: | SCALE: | PROJ: |
|---------|------|-------|--------------|---------|--------|--------|----------------|-------|-------|--------|--------------|
| | A | | NEW | | | | 30~0.1mm ±0.30 | ±2° | mm | 1:1 | PROJ: 1 OF 1 |
| | | | | | | | 10~30 ±0.20 | | | | |
| | | | | | | | 5~10 ±0.15 | | | | |
| | | | | | | | ~5 ±0.10 | | | | |