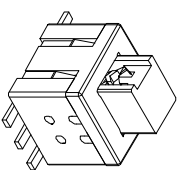
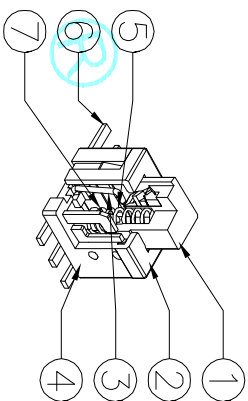
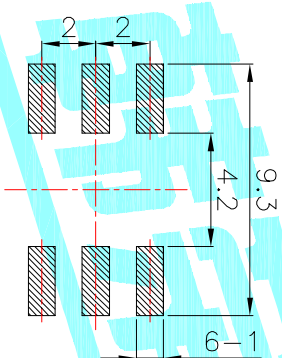
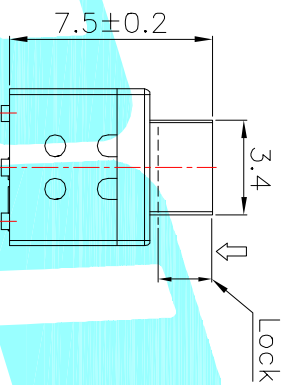
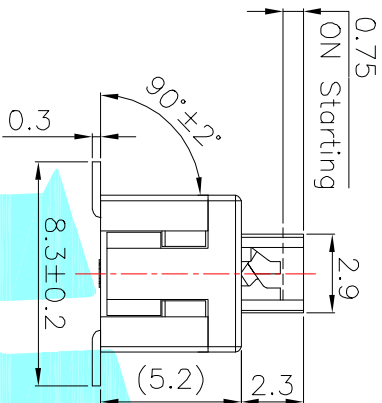


NOTE:
1. Operating Force: 180gf±50gf

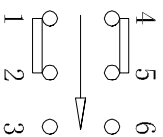
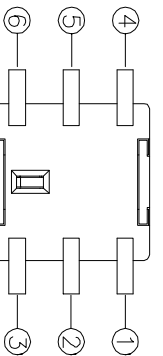


PCB Layout(Pattern Side)

NO.	Operating Type	Part No.
1	Push To Lock	K8-5852S-L1
2	Push No Lock	K8-5852S-N1
3	Push No Sound No Lock	K8-5852S-NN

ITEM	PART NAME	TER'NO.	QTY.	MATERIAL	FINISHING	REMARK
⑦	Contact	—	2	Phosphor bronze	Plating silver	—
⑥	Terminal	—	6	Brass strip	Plating silver	—
⑤	Spring	—	1	SUS	Natural	—
④	Base	—	1	Nylon	Gray	—
③	Crochet Needle	—	1	SUS	Natural	—
②	Cover	—	1	POM	Black	—
①	KNOB	—	1	POM	White	—

Circuit Diagram



APPROVALS		DATE	TITLE:	
DRAWN	J.X.Zhong	2013/12/6	ELECTRONICS CO.,LTD	
CHECKED			PUSHBUTTON SWITCHS	
APPROVALS			PART NO.	

ECN NO.	REV.	DATE.	DESCRIPTION.	CHANGE.	CHECK.	APPRO.	TOLERANCES ARE	ANGLE	UNIT:	SCALE:	PROJ:
	A		NEW				30°±0.1°	±0.30	mm	1:1	PROJ: 1 OF 1
							10°~30	±0.20			
							5°~10	±0.15			
							~5	±0.10			