ROHS

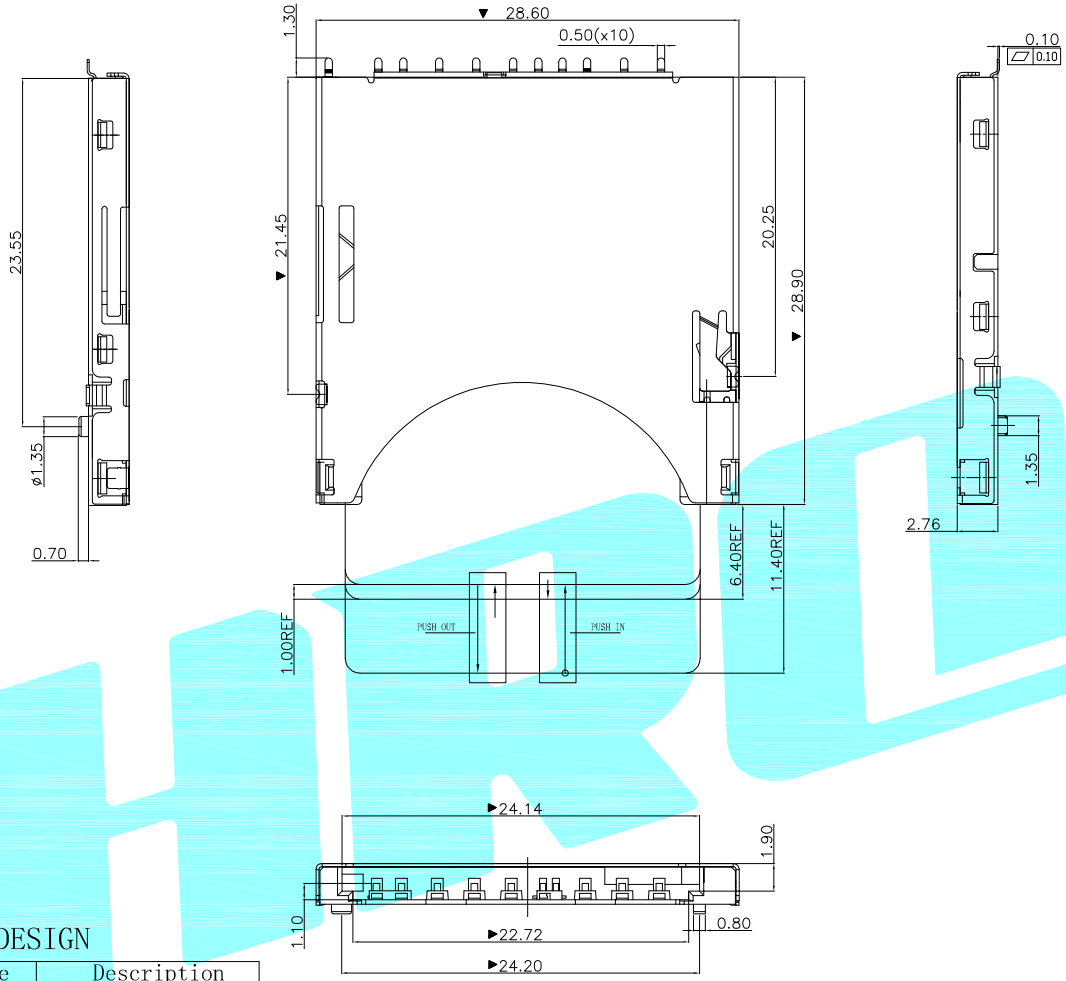

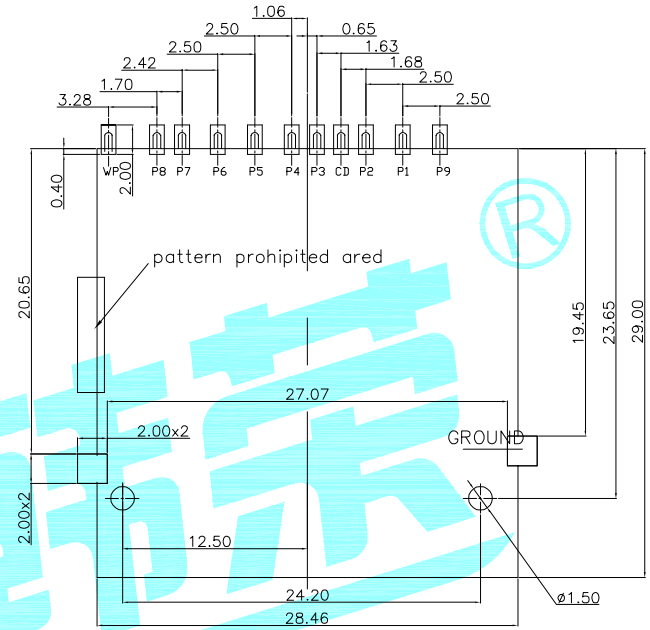

Recommened PCB Layout

NOTE:
1.MATERIAL:
INSULATOR;THERMOPLASTIC UL94V-0.
TERMINAL:COPPER ALLOY T=0.20mm.
SWITCH:COPPER ALLOY T=0.20mm.
SHELL:SUS T=0.20mm.
CRANK AXLE:SUS
2.PLATED:
CONTACT: AU PLATING AT CONTACT AREA.
120U"TIN PLATING AT SOLDERING AREA.
50u" Ni UNDERPLATED OVERALL .
SHELL: 50u" Ni PLATING OVERALL.
3.MECHANICAL PERFORMANCE:
CONTACT MATING FORCE:2.0Kgf Max. at Full set
CONTACT UNMATING FORCE:600gf at full set
CYCLE LIFE:10000 TIMES.

SD CARD PIN DESIGN

Pin#	Name	Type	Description
P1	CD/DAT3	I/O/PP	Card Detect/ Data Line[Bit3]
P2	CMD	PP	Command/Response
P3	Vss1	S	Supply voltage ground
P4	VDD	S	Supply voltage
P5	CLK	I	Clock
P6	Vss2	S	Supply voltage ground
P7	DAT0	I/O/PP	Data Line [Bit 0]
P8	DAT1	I/O/PP	Data Line [Bit 1]
P9	DAT2	I/O/PP	Data Line [Bit 2]

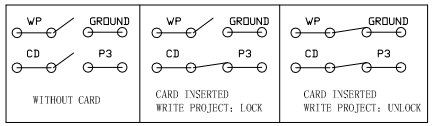

ITEM	PART NAME	TER'NO.	QTY.	MATERIAL	FINISHING	REMARK
④	Spring	——	1	SUS	Ni Plated	——
③	Shell	——	1	SUS	Ni Plated	——
②	Contact	——	11	Phosphor Bronze	Ag Plated	——
①	Housing	——	1	LCP	Black	——

APPROVALS		DATE
DRAWN	JKUN.LU	2018/8/1
CHECKED		
APPROVALS		

HRO韩荣® ELECTRONICS CO.,LTD

TITLE:	TF卡座
PART NO.	TF-03A
DRAWING NO.	——

TOLERANCES ARE			ANGLE
	30~以上	±0.30	±2°
	10~30	±0.25	
	5~10	±0.20	
	~ 5	±0.15	

UNIT: mm SCALE: 1:1 PROJ:

SHEET 1 OF 1

ECN NO.	REV.	DATE.	DESCRIPTION.	CHANGE.	CHECK.	APPRO.
——	A	——	NEW	——	——	——