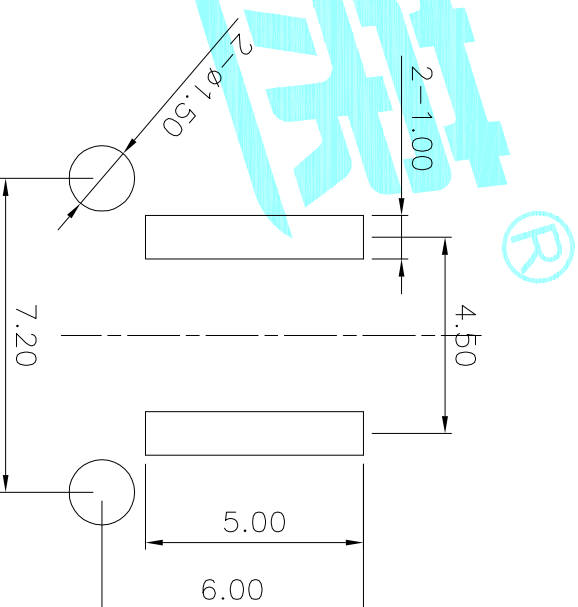
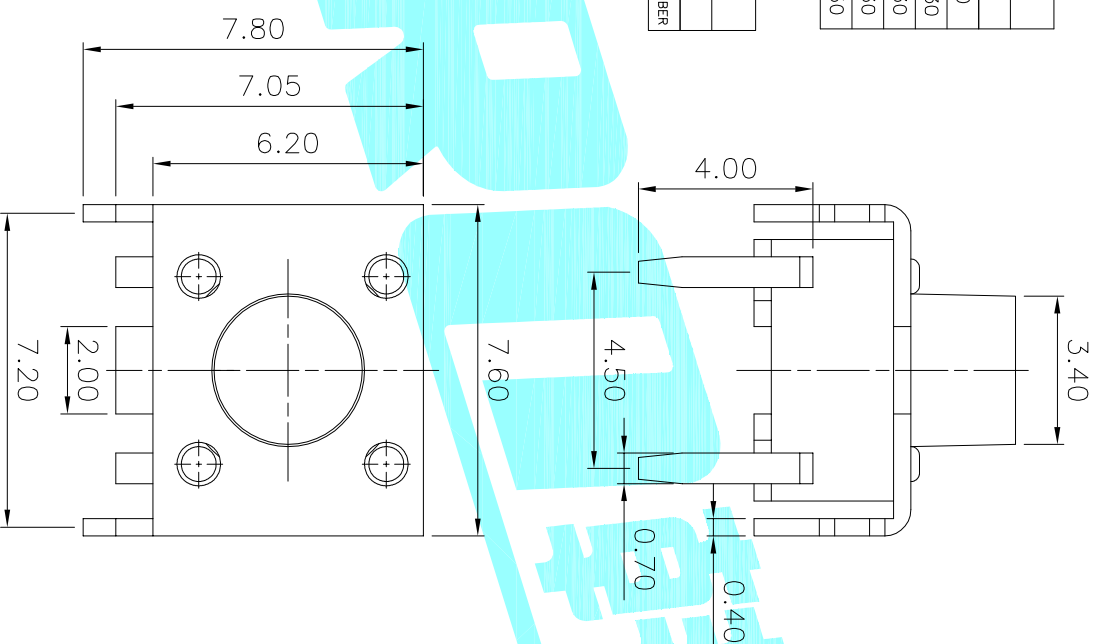
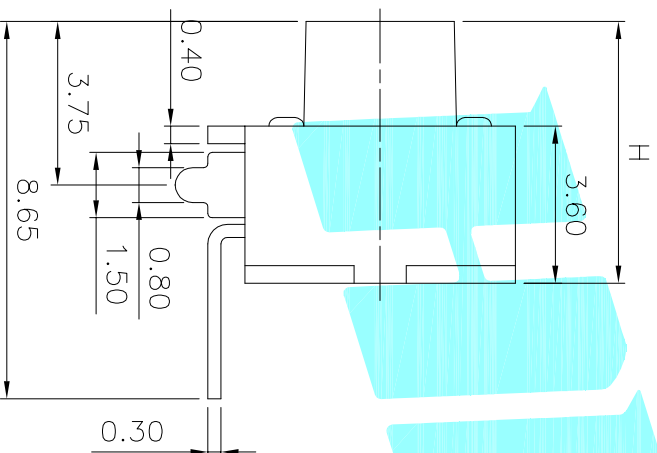


NO.1	
PART NO	H
A	4.3
B	4.5
C	5
D	5.5
E	6
F	6.5
G	7
H	7.5
I	8

NO.2	
PART NO	vigor
1	90±30
2	130±30
3	180±30
4	250±30
5	350±50

NO.3-NO.4	
PART NO	NOTE
01~99	SERIAL NUMBER



Circuit Diagram

PCB Layout(Pattern side)

ITEM	PART NAME	TER'NO.	QTY.	MATERIAL	FINISHING	REMARK
⑤	Terminal	—	4	Brass(0.30t)	Plating silver	—
④	Contact	—	1	F.Ag/SUS	—	—
③	Base	—	1	Nylon	Black	—
②	Cover	—	1	SPCC	Plating Nickel	—
①	Keystroke	—	1	PA46	Black	—

APPROVALS		DATE	TITLE:	
DRAWN	xu qi feng	2014.12.04	TACT SWITCHS	
CHECKED			ELECTRONICS CO.,LTD	
APPROVALS			HROELECTRONICS	

ECN NO.	REV.	DATE.	DESCRIPTION.	CHANGE.	CHECK.	APPRO.
	A		NEW			
TOLERANCES ARE: 30~Ø以上 ±0.30 ANGLE ±2° PART NO. K2-1102AP-00SW-00 SCALE: 1:1 PROJ: SHEET 1 OF 1 10~30 ±0.20 5~10 ±0.15 DRAWING NO.						