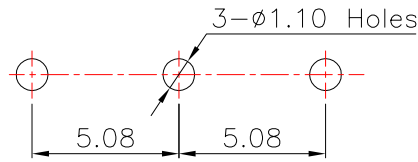
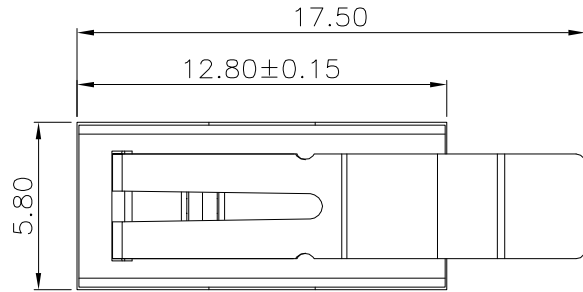
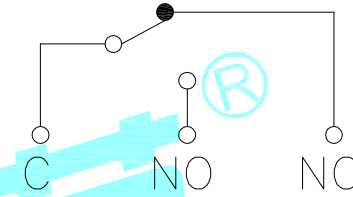
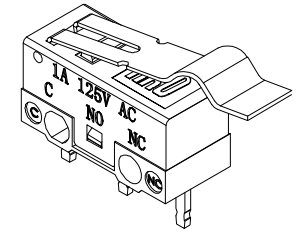
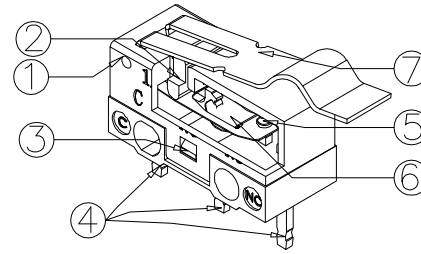


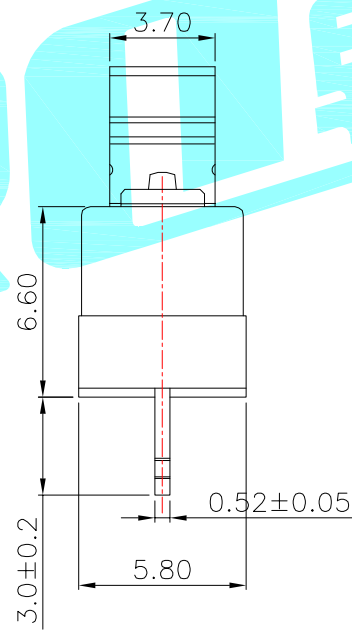
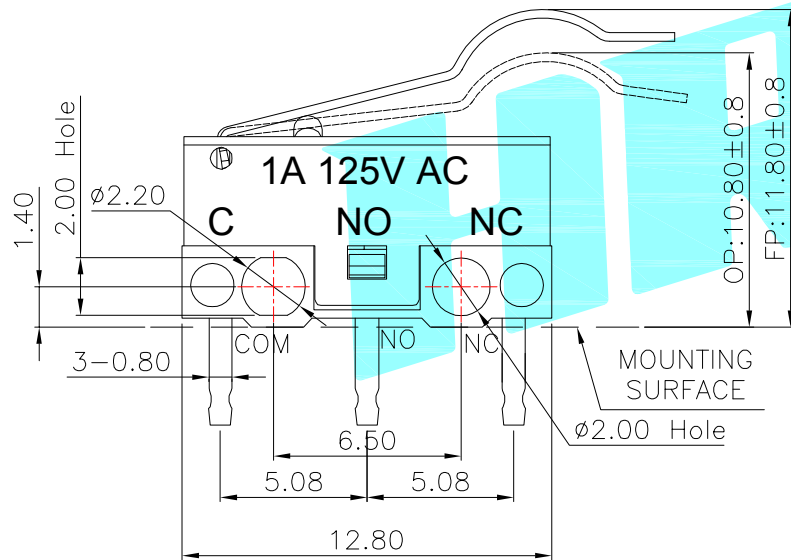
ROHS



P.C.B layout



Circuit Diagram



- NOTE:
- 1.Rating:DC30V 0.1A
 - 2.OP:10.80±0.8
 - 3.Operating force:30±15gf
 - 4.Mechanical Life:1,000,000

ITEM	PART NAME	TER'NO.	QTY.	MATERIAL	FINISHING	REMARK
⑦	Lever	—	1	SUS	—	—
⑥	Shrapnel	—	1	Beryllium Copper	—	—
⑤	Contact	—	1	Silver Alloy	—	—
④	Terminal	—	3	Brass(0.52t)	Plating silver	—
③	Housing	—	1	PBT	White	—
②	Knob	—	1	PBT	White	—
①	Cover	—	1	PBT	Black	—

APPROVALS		DATE		HRO 韓榮 ELECTRONICS CO.,LTD		
DRAWN	LIUCAN	2021.6.18		TITLE:	MICRO SWITCHS	
CHECKED				PART NO.	K9-1267G-G166	
APPROVALS				TOLERANCES ARE	ANGLE	UNIT: mm SCALE: 1:1 PROJ:
		30~以上	±0.30	±2'	DRAWING NO.	SHEET 1 OF 1
		10~30	±0.20			
		5~10	±0.15			
		~ 5	±0.10			

ECN NO.	REV.	DATE.	DESCRIPTION.	CHANGE.	CHECK.	APPRO.
—	A	—	NEW	—	—	—